

















DIMENSIONAL LUMBER GUIDE







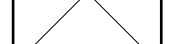

ONE x (SIZE)

NOMINAL SIZE	ACTUAL SIZE (INCHES)	PROFILE
1 x 1	3/4 x 3/4	
1 x 2	3/4 x 1 1/2	
1 x 3	3/4 x 2 1/2	
1 x 4	3/4 x 3 1/2	
1 x 6	3/4 x 5 1/2	
1 x 8	3/4 x 7 1/4	
1 x 10	3/4 x 9 1/4	
1 x 12	3/4 x 11 1/4	



TWO x (SIZE)

NOMINAL SIZE	ACTUAL SIZE (INCHES)	PROFILE
2 x 2	1 1/2 x 1 1/2	
2 x 3	1 1/2 x 2 1/2	
2 x 4	1 1/2 x 3 1/2	
2 x 6	1 1/2 x 5 1/2	
2 x 8	1 1/2 x 7 1/4	
2 x 10	1 1/2 x 9 1/4	
2 x 12	1 1/2 x 11 1/4	
2 x 14	1 1/2 x 13 1/4	

SQUARE

NOMINAL SIZE	ACTUAL SIZE (INCHES)	PROFILE
1 x 1	3/4 x 3/4	
2 x 2	1 1/2 x 1 1/2	
3 x 3	2 1/2 x 2 1/2	
4 x 4	3 1/2 x 3 1/2	
6 x 6	5 1/2 x 5 1/2	
8 x 8	7 1/4 x 7 1/4	
10 x 10	9 1/4 x 9 1/4	
12 x 12	11 1/4 x 11 1/4	

PLYWOOD

NOMINAL THICKNESS	ACTUAL THICKNESS	PROFILE
1/4	7/32"	
1/2	15/32"	
3/4	23/32"	